

DIMENSIONS (±5%)

Mattress	1770 x 760 mm
Overall dimensions	1934 x 900 mm
Minimum/Maximum Height	380 / 760 mm

ARTICULATIONS (±5%)

Back-rest maximum angle	70°
Cardiac Chair	87°
Leg-rest maximum angle	35°
Foot-rest maximum angle	30°
Maximum tilt	
Trendelenburg	17°
Anti-Trendelenburg	17°

CAPACITIES (±5%)

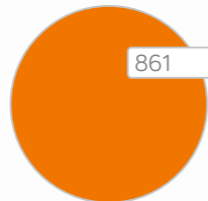
Patient maximum load	250 Kg
Overall bed weight	124 Kg
Electric tension	100-240VAC-50/60Hz
Maximum power	200 W
Batteries maximum power	18 W

REGISTRY AND CONFORMITY

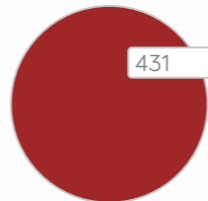
Officially registered as Medical Devices Class I producer over the No. 125/DM/2017/01/217.
 CE Mark.
 Product follows UE directive 2007/47/EE, annex IX.
 Quality Management certification EN ISO 9001:2008
 Medical Devices certification EN ISO 13485:2016



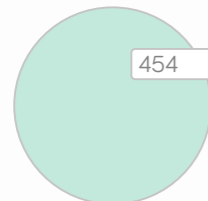
M302



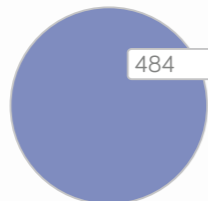
861



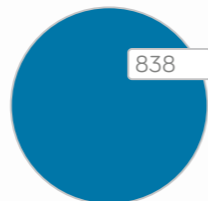
431



454



484



838

indicative colors only, check with real samples.

IMO-INDUSTRIAS METALURGICAS, S.A.
www.imo.com.pt

IMO PORTO
 Rua Adolfo Casais Monteiro, 117
 4050-520 Porto
 Tel: 222 009 767
porto@imo.com.pt

HEADQUARTERS & FACTORY
 Rua Dr. Aurélio Teixeira de Sousa, 575
 4650-312 Rande
 PORTUGAL
 T. +351 255 340 220
sede@imo.com.pt

IMO LISBOA
 Av. Defensores de Chaves, 87-A
 1000-115 Lisboa
 Tel: 217 963 478
lisboa@imo.com.pt

AUTHORISED DISTRIBUTOR


COPYRIGHTS - IMO,S.A | CATALOGUE050184 - DECEMBER 2018 | WE RESERVE THE RIGHT TO CHANGE PRODUCTS SHOWN WITHOUT PREVIOUS NOTICE



IMO

medical beds worldwide

MATRIX JR highlights



Trendelenburg / Anti-Trendelenburg positions



Cardiac Chair position



Controls embedded on side-rails
2 external for caregivers + 1 internal for patient



OPTION: 8 functions portable control

SAFETY SIDE-RAILS
splitted made in HDPE plastic
(standard EN 60601-2-52)



HEAD/FOOT BOARDS
ABS edges
Stainless steel bow
Coloured Melamine

MATTRESS PLATFORM
4 sections made in HPL Compact

Ø150MM CASTERS ABS SHIELDED
Steering central locking system