

ADAPTA



bed-side cabinets



1946-2016
70 years

IMO

medical beds worldwide



CORPORATE PROFILE

- COMPANY **IMO-Indústrias Metalúrgicas, S.A.**
- HEAD-QUARTERS **Longra, Felgueiras, Portugal**
- VAT No. **500.136.939**
- FOUNDATION YEAR **1946**
- EMPLOYEES **112**
- SHARE CAPITAL **2,5 M€**
- TURN-OVER (2015) **5,7 M€**
- INSTALLED PRODUCTS **46 países**
- INDUSTRIAL FACILITIES **8.400 m2 área coberta**
- PRODUCTION CAPABILITIES
 - Research and development
 - Prototyping and tools
 - Molds Engineering
 - Laboratory quality control
 - Electronics
 - Metalworking
 - Plastics
 - Woodwork
 - Upholstery
 - 2 assembly lines
 - Logistics and distribution

FEATURES



CONTROL



- 01 Meal tray height adjustable by a gas lift.
- 02 Extensible meal tray.
- 03 Lateral tilting for reading position.
- 04 Lateral foldable meal tray to storage position.



ERGONOMY



- 05 Bilateral opening drawer.
- 06 Bilateral doors.
- 07 Interior shelf with bottles housing.
- 08 Brushed stainless steel drawer's and doors handles.



SAFETY



- 09 Highly robust metal and HPL Compact body.
- 10 Epoxy coating metallic finish resistant to sanitary disinfection.
- 11 ABS drawer basin removable for sanitary disinfection.
- 12 Fixed section meal tray with 2 drink coasters.



MOBILITY



- 13 Ø65 mm nylon twin casters.
- 14 Casters equipped with lock.
- 15 Fifth wheel stabilizer system for open tray position.
- 16 Meal tray with protective edge.

ADAPTA

bed-side cabinets





CONTROL




01 GAS SPRING ELEVATION



HEIGHT ADJUSTABLE TRAY
Height adjustable dinner tray by a gas spring and control by a activation button.

02 EXTENSIBLE TRAY



EXTENSIBLE TRAY
Telescopic tray with longitudinal extension to achieve a central positioning over the bed in dining mode.

03 LATERAL TILT



LATERAL TILTING TRAY
Tilting tray both sides for patient's bed reading position.

04 LATERAL FOLDING



FOLDING TRAY
When not in use the dinner tray folds laterally to save space.



ERGONOMY



09 TWIN OPENING DRAWER



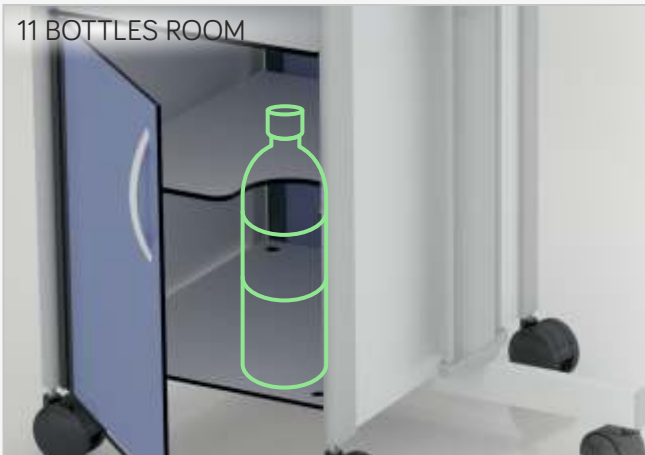
TWIN OPENING DRAWER
The ADAPTA bed-side cabinet has a bilateral use conception. The drawer opens to both sides, provided with stroke limiter and a stopper on closed position. It is removable for cleaning.

10 BILATERAL DOORS




BILATERAL DOORS
The ADAPTA bed-side cabinet has a bilateral use conception. It is equipped with doors on both sides with the opening over 110° spring hinges.

11 BOTTLES ROOM



BOTTLES ROOM
The inner shelf has a bilateral recession to accommodate a 1,5L bottle.

12 STAINLESS STEEL HANDLES



STAINLESS STEEL HANDLES
The drawer and the doors are provided by ergonomic handles made in satin stainless steel.



SAFETY




09 ROBUST BODYWORK



ROBUST BODYWORK
The ADAPTA bed-side cabinet has a construction made of steel sheet and HPL Compact boards. This feature ensures an unique long-lasting and robustness.

10 CLEANING ENDURANT



CLEANING ENDURANT
The metal frame finished by electrostatic epoxy painting with previous anti-corrosion treatment allows a product suitable for cleaning and hospital disinfecting with alcohol based detergents and moisturized cloth with tepid water.

11 REMOVABLE BASIN



REMOVABLE BASIN
The drawer has a removable basin molded in ABS with rounded edges for and easy cleaning.

12 DRINK COASTERS



FIXED SECTION
The cabinet dinner tray has a fixed section with 2 drink coasters to prevent accidental falls in handling.



MOBILITY



13 WHEELED BASE



Ø65MM CASTERS
Ø65mm Nylon casters, swivel effect, and with local locking device.

14 FIFTH WHEEL



5.TH WHEEL
Fifth wheel by a Ø50mm nylon twin caster to stabilize the cabinet while dinner table is opened.

15 PROTECTION SHOULDERS



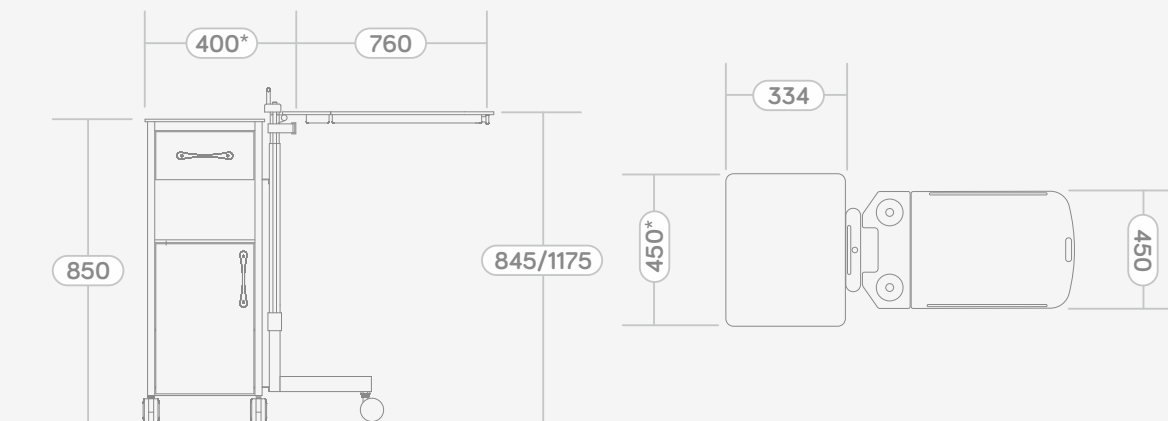
PROTECTION SHOULDERS
The meal tray is made in HPL Compact. It has 2 rubber shoulders to prevent objects fall while cabinet is moved or tilted.

1946-2016
70 years

IMO

medical beds worldwide





DIMENSIONS (±5%)

External dimensions with closed table	
Length	400* / 506 mm
Width	450* / 470 mm
Height	850 mm

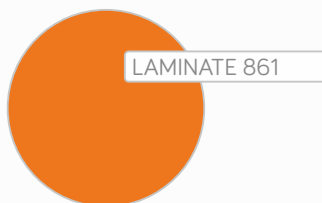
* Short model dimensions.

Table dimensions	
Table top	760 x 360 mm
Minimum/maximum height	845 / 1115 mm
Top sliding	170 mm
Top tilting	30°

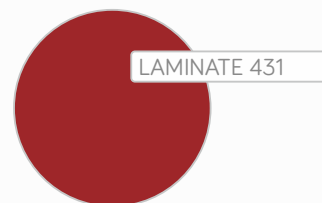
Indicative colors only, check with real samples.



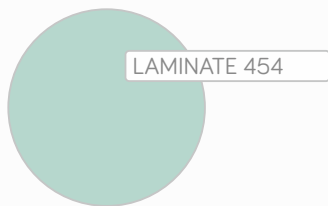
LAMINATE M302



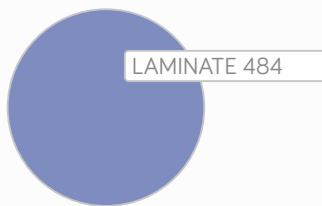
LAMINATE 861



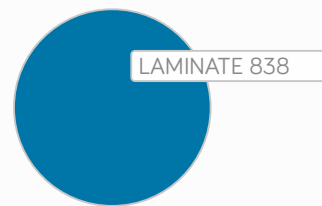
LAMINATE 431



LAMINATE 454



LAMINATE 484



LAMINATE 838

IMO-INDUSTRIAS METALURGICAS, S.A.
www.imo.com.pt

IMO PORTO
Rua Adolfo Casais Monteiro, 117
4050-520 Porto
Tel.: 222 009 767
Fax: 222 000 647
porto@imo.com.pt

HEADQUARTERS & FACTORY
Rua Dr. Aurélio Teixeira de Sousa, 575
4650-312 Rande
PORTUGAL
T. +351 255 340 220
F. +351 255 340 239
sede@imo.com.pt

IMO LISBOA
Av. Defensores de Chaves, 87-A
1000-115 Lisboa
Tel.: 217 963 478
Fax: 217 975 822
lisboa@imo.com.pt

AUTHORISED DISTRIBUTOR: