

COMBI



bed-side cabinets



1946-2016  
70 years

**IMO**

medical beds worldwide





# CORPORATE PROFILE

- COMPANY **IMO-Indústrias Metalúrgicas, S.A.**
- HEAD-QUARTERS **Longra, Felgueiras, Portugal**
- VAT No. **500.136.939**
- FOUNDATION YEAR **1946**
- EMPLOYEES **112**
- SHARE CAPITAL **2,5 M€**
- TURN-OVER (2015) **5,7 M€**
- INSTALLED PRODUCTS **46 países**
- INDUSTRIAL FACILITIES **8.400 m2 área coberta**
- PRODUCTION CAPABILITIES
  - Research and development**
  - Prototyping and tools**
  - Molds Engineering**
  - Laboratory quality control**
  - Electronics**
  - Metalworking**
  - Plastics**
  - Woodwork**
  - Upholstery**
  - 2 assembly lines**
  - Logistics and distribution**

# FEATURES



## CONTROL



- 01 Meal tray height adjustable by a gas lift.
- 02 360° swivel meal tray.
- 03 Extensible meal tray.
- 04 Lateral tilting meal tray.



## ERGONOMY



- 05 Bilateral opening drawer.
- 06 Bilateral doors.
- 07 ABS lateral bottles rack.
- 08 Meal tray with protective edge.



## SAFETY



- 09 Highly robust metallic body.
- 10 Epoxy coating metallic finish resistant to sanitary disinfection.
- 11 ABS drawer basin removable for sanitary disinfection.
- 12 Interior shelf and ventilated bottom removable for sanitary disinfection.



## MOBILITY



- 13 OPTION - ABS shielded Ø75 mm twin casters.
- 14 OPTION - Ø50 mm nylon twin casters.
- 15 Corners equipped with bumper disks.
- 16 Doors and drawer without handles to slide on the bed without scratches.

# COMBI

bed-side cabinets



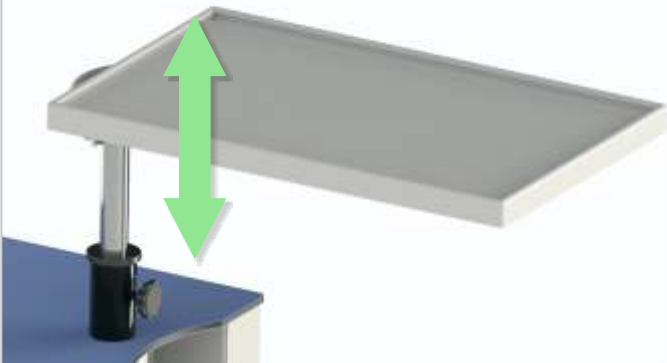


# CONTROL




## 01 GAS SPRING ELEVATION

**HEIGHT ADJUSTABLE TRAY**  
Height adjustable dinner tray by a gas spring and control by a locking knob.



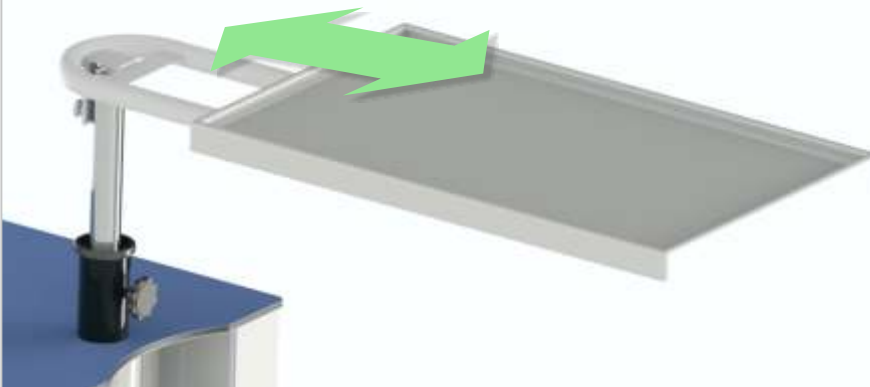
## 02 SWIVEL TRAY

**SWIVEL TRAY**  
360° swivel tray with anchorage points every 90 degrees.



## 03 EXTENSIBLE TRAY

**EXTENSIBLE TRAY**  
Telescopic tray with longitudinal extension to achieve a central positioning over the bed in dining mode.



## 04 LATERAL TILT

**LATERAL TILTING TRAY**  
Tilting tray both sides for patient's bed reading position.






# ERGONOMY



## 09 TWIN OPENING DRAWER



**TWIN OPENING DRAWER**  
The COMBI bed-side cabinet has a bilateral use conception. The drawer opens to both sides, provided with stroke limiter and a stopper on closed position. It is removable for cleaning.

## 10 BILATERAL DOORS



**BILATERAL DOORS**  
The COMBI bed-side cabinet has a bilateral use conception. It is equipped with doors on both sides with the opening over 110° spring hinges.

## 11 LATERAL BOTTLES RACK



**BOTTLES RACK**  
The COMBI bed-side cabinet is equipped with a lateral bottles rack made in molded ABS with a capacity for 2 bottles of 1,5L.

## 12 DINNING TRAY OPTION



**INTEGRATED DINNING TRAY**  
The COMBI bed-side cabinet it may integrate as an extra option a dining tray made in ABS with moulded edges to avoid accidental objects falling.

**SIMPLE MODEL**  
A simple model without dining tray is available keeping keeping all other characteristics.





## SAFETY



### 09 METAL BODYWORK



#### HIGHLY ROBUST

The COMBI bed-side cabinet has a metal construction made of steel sheet.

This feature, in comparison with products manufactured from wood and its derivatives, ensures an unique long-lasting and robustness.


### 10 CLEANING ENDURANT



#### CLEANING ENDURANT

The metal frame finished by electrostatic epoxy painting with previous anti-corrosion treatment allows a product suitable for cleaning and hospital disinfecting with alcohol based detergents and moisturized cloth with tepid water.

### 11 REMOVABLE BASIN



#### REMOVABLE BASIN

The drawer has a removable basin molded in ABS with rounded edges for and easy cleaning.

### 12 DETACHABLE INTERIOR



#### DETACHABLE INTERIOR

The COMBI cabinet is equipped with a removable shelf for cleaning. Is also provided with a ventilated bottom to odors exhaust odors and removable for cleaning.





## MOBILITY



### 13 Ø75MM CASTERS OPTION



**Ø75MM CASTERS**  
High quality Ø75mm twin casters option. Swivel effect, provided with ball bearings and ABS shielded. Local locking device.

### 14 Ø50MM CASTERS OPTION



**Ø50MM CASTERS**  
Ø50mm Nylon casters, swivel effect, and with local locking device.

### 15 SHOCK BUMPERS

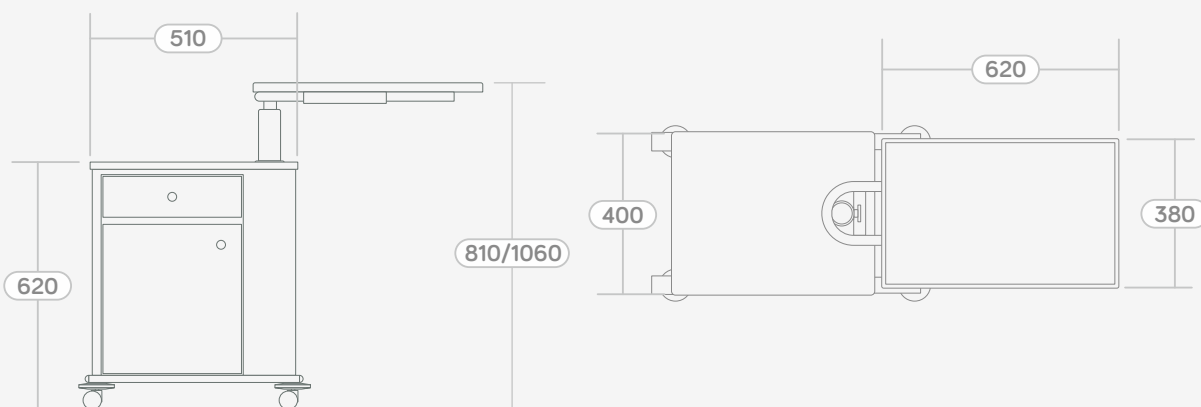


**SHOCK BUMPERS**  
Equipped with PVC shock bumpers on cabinet's each corner to protect against random bumps.

### 16 NO HANDLES



**NO HANDLES**  
COMBI cabinets drawers and doors have no handles. Its opening is made by a gap between booth to facilitate opening.  
This feature allows to slide cabinet on bed's edges without the handles causing damages.



DIMENSIONS (±5%)

External dimensions with closed table	
Lenght	510 mm
Width	400 mm
Height	620 mm

Table dimensions	
Table top	620 x 380 mm
Minimum/maximum height	810 / 1060 mm
Top sliding	250 mm
Top tilting	30°

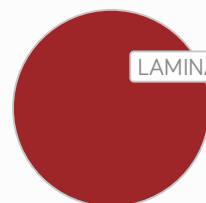
Indicative colors only, check with real samples.



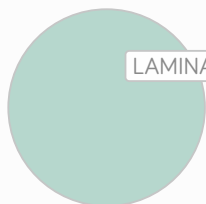
LAMINATE M302



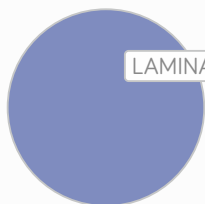
LAMINATE 861



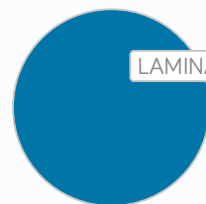
LAMINATE 431



LAMINATE 454



LAMINATE 484



LAMINATE 838

**IMO-INDUSTRIAS METALURGICAS, S.A.**  
www.imo.com.pt

**IMO PORTO**  
Rua Adolfo Casais Monteiro, 117  
4050-520 Porto  
Tel.: 222 009 767  
Fax: 222 000 647  
porto@imo.com.pt

**HEADQUARTERS & FACTORY**  
Rua Dr. Aurélio Teixeira de Sousa, 575  
4650-312 Rande  
PORTUGAL  
T. +351 255 340 220  
F. +351 255 340 239  
sede@imo.com.pt

**IMO LISBOA**  
Av. Defensores de Chaves, 87-A  
1000-115 Lisboa  
Tel.: 217 963 478  
Fax: 217 975 822  
lisboa@imo.com.pt

**AUTHORISED DISTRIBUTOR:**